



For Pickup 0416 668 884
info@odontex.com.au
Unit 27/28 Barcoo St
Roseville NSW 2069

[OFFICE USE ONLY]

PATIENT AND PRACTICE DETAILS

DATE

DUE DATE

Normal Turn-around 14 days

DENTIST

PHONE

PATIENT

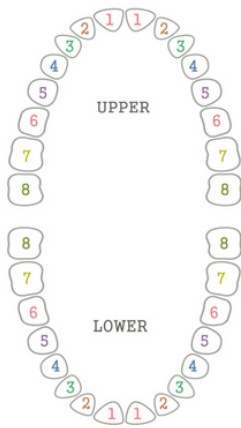
CLINIC

EMAIL

GENDER M F

PRESCRIPTION DETAILS

TOOTH



TYPE

- CROWN
- ONLAY
- INLAY
- VENEER
- BRIDGE
- WAXUP
- IMPLANT INDIVIDUAL
- IMPLANT SPLINTED/BRIDGE

CROWN MATERIAL

- EMAX Monolithic
- Zirconia Monolithic
- EMAX Layered
- Zirconia Layered
- PFM
- GOLD
- PMMA

LAYERING TECHNIQUE

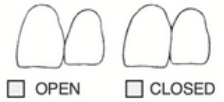
- INCISAL OVERLAP
- INCISAL SPARING

MARGIN TYPE

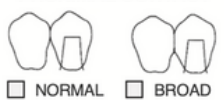
- BUCCAL PORCELAIN
- 360° PORCELAIN

CROWN FORM

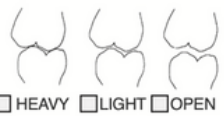
EMBRASURE



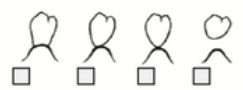
PROXIMAL CONTACT



OCCUSAL CONTACT



PONTIC DESIGN



SHADE

STUMP SHADE

STAINING

PHOTO SENT Please send photo to info@odontex.com.au

If Insufficient Clearance

- Reduce Prep
- Reduce Opposing
- Metal Occlusal
- Contact Me

If Non-ideal Access Channel

- ASC (Angulated Scw)
- Cement Retained
- Contact Me

IMPLANT RESTORATION ONLY

IMPLANT SYSTEM

TYPE Screw Retained

RESTORATIVE PLATFORM

Cement Retained

ABUTMENT MATERIAL STOCK Ti-BASE

STOCK ABUTMENT

CUSTOMISED ABUTMENT

CUSTOMISED Zr + TiBASE

CAST UCLA (PFM)

SUPPLIED WITH JOB

SPECIAL INSTRUCTION